



EUROSTYLE®



Range of jib cranes mounted on a wall or on a column, with total or partial rotation capability, manual or motorized.

 **VERLINDE®**

LIFTING EQUIPMENT



EUROSTYLE

Individual handling is essential to each workstation to prevent a slowdown in the production rhythm when using the traveling crane in service at the production plant.

VERLINDE offers a wide range of jib cranes that are strong, with a nice design, high performance and equipped with the following range of hoists: EUROCHAIN VR, EUROBLOC VT, EUROLIFT BH, or EQUIBLOC AIR :

- > **Designed in compliance with DIN 15018 standards, all steel.**
- > **2m group classification.**
- > **The arm is made with IPE shaped steel beam resistant to torsion constraints (fitted with 2 adjustable stops for VFP & VFM), or with EUROSISTEM-type hollow shaped steel beam (VATS & VTFS).**
- > **Temperature rating -10° C to +40° C.**
- > **IP 44 (IP 55 available upon request) protection rating of power supply lines, cutout, etc.**
- > **Finish: shot-blast frame, primer and yellow finish glossy paint RAL 1028.**

Choosing the jib cranes that is most adequate for your needs

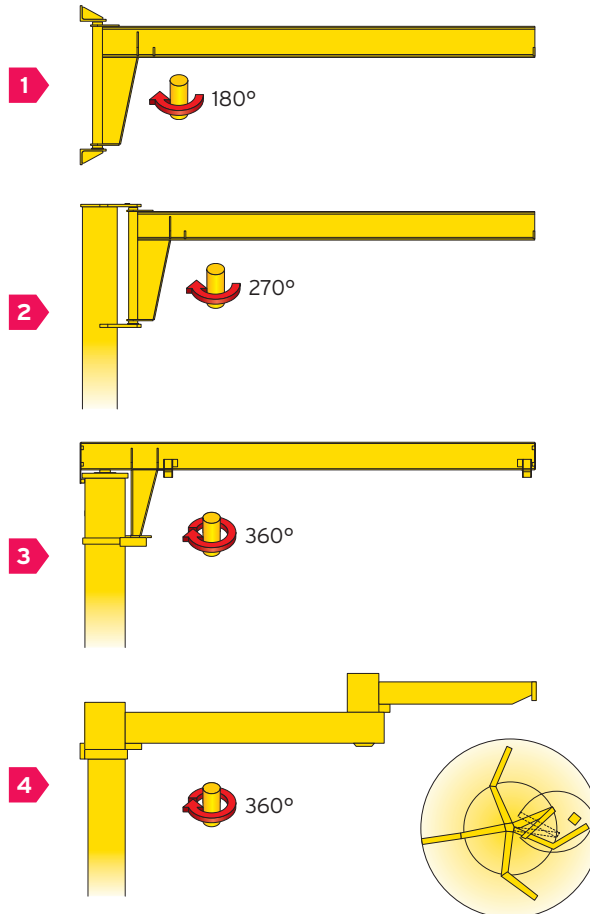
Jib cranes, whether they are mounted on a wall or on a column, are intelligent and inexpensive handling systems that do not require modification of the building structure in which they are being installed. They don't take up much space but they allow transporting goods on a three-dimensional plane.

Useful in any industrial sector: foundries, boiler works, mechanical works, paper factories, etc. They are the ideal complement for the traveling cranes used in every section of an industrial plant. They increase in autonomy and effectiveness of each workstation.

4 kinds of jib cranes is offered by Verlinde

- 1** The wall-mounted jib crane fitted onto a wall or a post, able to service a 180° section over a span up to 8 meters.
- 2** The jib crane mounted onto a column, with partial rotation capability and totally independent from the building, anchored to the ground. It can service a work area of up to 270° over a span up to 8 meters.
- 3** The rotating jib cranes mounted onto a column, is the most complete: it handles from 125 to 10,000 kg. over an area with a span up to 12 meters.
- 4** Verlinde's "TEMPLIER" articulated jib crane easily handles loads from 50 to 1,000 kg, over a 5 to 2 m span, almost full circle, and practically no dead space (the articulated arm allows working around obstacles).

For others requests, please consult us.




> Adapted lifting devices



VHR manual chain hoist. Capacity from 250 to 5,000 kg.



EUROCHAIN VR electric chain hoist. Capacity from 63 to 10,000 kg.



EUROLIFT BH electric belt hoist. Capacity from 63 to 5,000 kg.



EUROBLOC VT electric wire rope hoist. Capacity from 800 to 80,000 kg.

> Electric rotation

Upon request, VERLINDE will provide electric rotation capabilities (VFM jib cranes) required depending on load capacity, span, rotation torque, operating rhythm, etc.

> Special manufacturing & adaptation

Jib cranes for heights and span that are greater than the standard features.

- > Manual rotation controlled by means of a wheel and endless chain.
- > Jib cranes with 2 beams.
- > Telescopic jib cranes.


EUROSTYLE jib crane technical guide is available from our web site: VERLINDE.COM



Wall-mounted jib crane

These are the most inexpensive jib cranes if you have a wall or a post that is strong enough, close to the workstation it will service. The height available under the iron beam is only limited by the height of the building itself.

The main feature is the arm: to ensure easy rotation, the arm is articulated in the two captive hinges in the two projecting support members that make up the anchor plate.



← VAT

Loads of 125 to 2,000 kg.
Span from 2 to 8 meters
according load.

► Description

- › Wall jib crane for indoor use, 180° rotation, with overbraced beam.
- › This type of jib crane cannot be motorized.
- › Attached with M24, 10.9 grade bolts (not provided).
- › Protection: 3-layer system.
- › RAL 1028 yellow polyurethane finish.
- › Maximum hoisting speed = 16m/min.

► Options


- › Hoist power supply cable.
- › Lockable main switch.
- › Standpipe.
- › Rotation slowing device (adaptable without welding or mechanical intervention).
- › Hot dip galvanizing (contact us).
- › Rotation stops to weld onto the assembly.
- › Single- or multi-position rotation lock.
- › Outdoor use.
- › Electric or manual hoist.

► Description

- › Hollow-section wall jib crane for indoor use, 180° rotation, with overbraced beam.
- › Attached with M24, 10.9 grade bolts (not provided).
- › Protection: 3-layer system.
- › RAL 1028 yellow polyurethane finish.
- › Maximum hoisting speed = 16m/min.

► Options

- › Lockable main switch.
- › Standpipe.
- › Rotation slowing device (adaptable without welding or mechanical intervention).
- › Rotation stops to weld onto the assembly.
- › Single- or multi-position rotation lock.
- › Electric or manual hoist.



← VATS

Loads of 63 to 2,000 kg.
Span from 2 to 8 meters
according load.



VATAL

Loads of 63 to 2,000 kg.
Span from 2 to 8 meters
according load.

Description

- > Light construction.
- > EUROSISTEM ALU hollow-section, aluminum wall jib crane for indoor use, 180° rotation, with overbraced beam.
- > This type of jib crane cannot be motorized.
- > Horizontal and vertical reactions are understood to be under nominal load.
- > RAL 1028 yellow polyurethane finish for the attachment.
- > Attached with M24, 10.9 grade bolts (not provided).

- > Hoist trolley provide.
- > Power supply cable provided.
- > Maximum hoisting speed = 16 m/min.

Options

- > Lockable main switch.
- > Rotation slowing device (adaptable without welding or mechanical intervention).
- > Rotation stops to bolt.
- > Single or multi-position rotation lock.
- > Electric or manual hoist.



VAI

Loads of 125 to 4,000 kg.
Span from 2 to 7 meters
according load.



Options

- > Hoist power supply cable + lockable main switch.
- > Standpipe.
- > Rotation slowing device (adaptable without welding or mechanical intervention).
- > Hot dip galvanizing (contact us).
- > Rotation stops to weld onto the assembly.
- > Single or multi-position rotation lock.
- > Outdoor use.
- > Motorization.
- > Electric or manual hoist.


Description

- > Wall jib crane for indoor use, 180° rotation, with underbraced beam.
- > Uses M24, 10.9 grade bolts (not provided) for attachments N°1 and N°2, and M27, 10.9 grade bolts (not provided) for attachments N°5 and N°6.
- > Protection: 3-layer system.
- > RAL 1028 yellow polyurethane finish.
- > Maximum hoisting speed = 16m/min.



Overbraced column-mounted jib crane

These are overbraced wall-mounted jib cranes attached to a steel tube column fitted into a round base reinforced. They are completely independent from the building. Anchorage needs to be installed because they must be anchored to the ground.



Description

- > Pillar jib crane for indoor use, partial 270° rotation, with overbraced beam.
- > This type of jib crane cannot be motorized.
- > Theoretical deflection under nominal load = approximately 1/250th of the span + height, without exceeding 1/100th of the span in itself.
- > Protection: 3-layer system.
- > RAL 1028 yellow polyurethane finish.
- > Maximum hoisting speed = 16m/min.

Options


- > Installation template + anchor rods (or base plate for chemical anchors, keeping its limitations in mind).
- > Hoist power supply cable.
- > Lockable main switch.
- > Rotation slowing device (adaptable without welding or mechanical intervention).
- > Hot dip galvanizing (contact us).
- > Rotation stops to weld onto the assembly, or adjustable.
- > Single or multi-position rotation lock.
- > Electric or manual hoist.
- > Outdoor use.

Description

- > Standard underbeam clearance = 2.5m, adjustable higher or lower, accordingly modifying overall height measurement; for clearance higher than 4m, contact us.
- > EUROSYSYSTEM ST hollow-section pillar jib crane for indoor use, partial 270° rotation, with overbraced beam.
- > This type of jib crane cannot be motorized.
- > Theoretical deflection under nominal load = approximately 1/250th of the span + height, without exceeding 1/100th of the span in itself.
- > The Maximum Moment (MM) is given as a rough guide and under nominal load.
- > Protection: 3-layer system.
- > RAL 1028 yellow polyurethane finish.
- > Hoist trolley provided.
- > Power supply cable provided.
- > Maximum hoisting speed = 16m/min.

Options

- > Installation template + anchor rods (or base plate for chemical anchors, keeping its limitations in mind).
- > Rotation slowing device (adaptable without welding or mechanical intervention).
- > Rotation stops to weld onto the assembly, or adjustable.
- > Single- or multi-position rotation lock.
- > Electric or manual hoist.



> Description

- > Pillar jib crane for indoor use, partial 270° rotation, with underbraced beam.
- > This type of jib crane cannot be motorized.
- > Theoretical deflection under nominal load = approximately 1/250th of the span + height, without exceeding 1/100th of the span in itself.
- > The Maximum Moment (MM) is given as a rough guide and under nominal load.
- > Protection: 3-layer system, RAL 1028 yellow polyurethane finish.
- > Maximum hoisting speed = 16m/min.


> Options

- > Installation template + anchor rods (or base plate for chemical anchors, keeping its limitations in mind).
- > Hoist power supply cable.
- > Lockable main switch.
- > Rotation slowing device (adaptable without welding or mechanical intervention).
- > Hot dip galvanizing (contact us).
- > Rotation stops to weld onto the assembly, or adjustable.
- > Single or multi-position rotation lock.
- > Outdoor use.
- > Electric or manual hoist.



< VFI

Loads from 125 to 2,000 kg.
Span from 2 to 7 meters
according load.
Height under beam: 3 m.



< VFTAL

Loads from 63 to 2,000 kg.
Span from 2 to 8 meters
according load.
Height under beam:
2.5 m.

> Description


- > Standard underbeam clearance = 2,5 m, adjustable higher or lower, accordingly modifying overall height measurement ; for clearance higher than 4m, contact us.
- > EUROSYSTEM ALU hollow-section, aluminum pillar jib crane for indoor use, partial 270° rotation, with overbraced beam.
- > This type of jib crane cannot be motorized.
- > Theoretical deflection under nominal load = approximately 1/250th of the span + height, without exceeding 1/100th of the span in itself.
- > RAL 1028 yellow polyurethane finish for the pillar.
- > Hoist trolley provide.
- > Power supply cable provided.
- > Maximum hoisting speed = 16 m/min.

> Options

- > Lockable main switch.
- > Installation template + anchor rods (or base plate for chemical anchors, keeping its limitations in mind).
- > Rotation slowing device (adaptable without welding or mechanical intervention).
- > Adjustable rotation stops.
- > Single or multi-position rotation lock.
- > Electric or manual hoist.



Full slewing column mounted jib crane



< VFP

Manual rotation.
Loads from 125 to 10,000 kg.
Span from 2 to 12 meters according load.
Height under beam: 3 m.



> Description

- > Full-rotation pillar jib crane with underbraced beam.
- > Theoretical deflection under nominal load = approximately 1/250 th of the span + height, without exceeding 1/100 th of the span in itself.
- > Protection: 3-layer system.
- > RAL 1028 yellow polyurethane finish.
- > Maximum hoisting speed = 16m/min.

> Options

- > Installation template + anchor rods (or base plate for chemical anchors, keeping its limitations in mind).
- > VFM Motorization on main roller (indoor use).
- > VFM Top-mounted motorization (outdoor use).
- > Hoist power supply cable.
- > Lockable main switch.
- > 4-ring electrical collector, for unlimited rotation.
- > Hot dip galvanizing (contact us).
- > Rotation stops to weld onto the assembly.
- > Single- or multi-position rotation lock.
- > Outdoor use.
- > Electric or manual hoist.



< VFM

Motorized rotation.
Loads from 125 to 10,000 kg.
Span from 2 to 12 meters according load.
Height under beam: 3 m.

> Load capacity

Span	125 kg	1,000 kg	1,600 kg	2,000 kg	2,500 kg	3,200 kg	4,000 kg	5,000 kg	6,300 kg	8,000 kg	10,000 kg
> 2 m	VFP	VFP	VFP	VFP	VFP	VFP	VFM	VFM	VFM	VFM	VFM
> 3 m	VFP	VFP	VFP	VFP	VFP	VFP	VFM	VFM	VFM	VFM	VFM
> 4 m	VFP	VFP	VFP	VFP	VFP	VFP	VFM	VFM	VFM	VFM	VFM
> 5 m	VFP	VFP	VFP	VFP	VFP	VFP	VFM	VFM	VFM	VFM	VFM
> 6 m	VFP	VFP	VFP	VFP	VFP	VFP	VFM	VFM	VFM	VFM	VFM
> 7 m	VFP	VFP	VFP	VFP	VFP	VFP	VFM	VFM	VFM	VFM	VFM
> 8 m	VFP	VFP	VFP	VFP	VFP	VFP	VFM	VFM	VFM	VFM	VFM
> 9 m	VFP	VFP	VFP	VFP	VFP	VFP	VFM	VFM	VFM	VFM	VFM
> 10 m	VFP	VFP	VFP	VFP	VFP	VFP	VFM	VFM	VFM	VFM	VFM
> 11 m	VFP	VFP	VFP	VFP	VFP	VFP	VFM	VFM	VFM	VFM	VFM
> 12 m	VFP	VFP	VFP	VFP	VFP	VFP	VFM	VFM	VFM	VFM	VFM


VFP VFM

Greater capacity and span capabilities are available. Contact us for more information.

Jib cranes especially designed for water treatment applications

VEFP >

Loads from 300 to 500 kg.
Span from 1.5 to 2 meters according load.



Ideal for operations in used water treatment stations or at shore sites, EUROSTYLE VEFP and VEP jib cranes are easily transported and manoeuvred by one person. Furthermore, they are dismantlable to be moved from one base to another.

> Description

- > Aluminium movable jib crane, rotation 360°.
- > Adjustable span up to 1.50 m or 2 m according SWL (VEFP).
- > SWL 300 or 500 kg (according model VEFP).
- > Jib crane made from 3 or 4 parts for easy and fast assembly (VEFP).
- > Easy handling and Storage with his transportation bag (VEFP).
- > Smooth 360° Slewing is obtain with the use of pivot on bearing.
- > Powder paint RAL on anodization VEFP (excellent longevity and higher resistant against struck).
- > 2 possible high may be obtain with 2 column extension VEFP (deliver as standard).
- > Provided with 2 inox shackles for hoist or accessories suspension (VEFP).

> Options

- > Manual hand chain block VHR type (VEFP or VEP).
- > Fixing plate for manual winch installation.
- > Large range of base plate available (aluminium, stainless steel or galvanized) to split or place in the concrete foundation (from floor or wall mounted position).
- > Fixation kit.
- > Large range of column extension (VEFP).

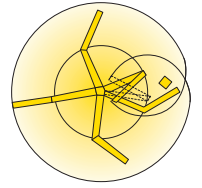
VEP >

Loads to 250 kg.
Span 1 meter.



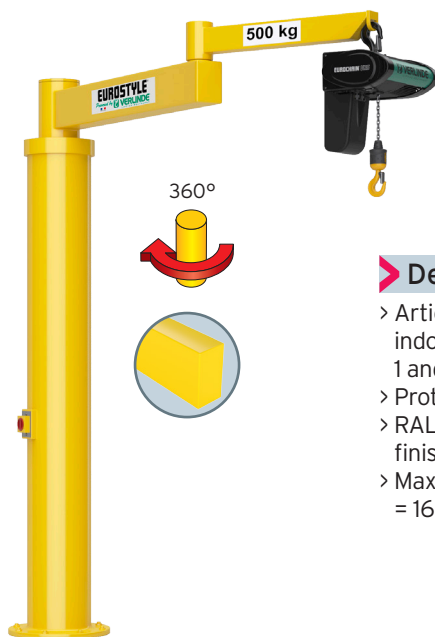
“Templier” jib crane with articulated arms

The “Templier” articulated jib crane by VERLINDE can easily handle loads from 50 to 1,000 kg, over a 5 to 2 m span, almost full circle, and practically no dead space (the articulated arm allows working around obstacles).



Jib crane mounted on column.

Entirely independent from the building, anchored to the ground. This crane can serve an almost circular working area with a maximum radius of 5 meters.



Templier TC Premium

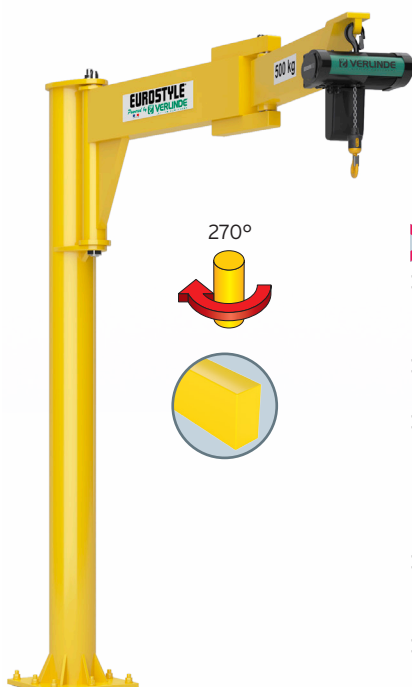
Loads from 50 to 1,000 kg.
Span from 2 to 5 meters according load.
Height under upper lifting hook: 3 m.

Description

- > Articulated wall jib crane for indoor use, 360° rotation for arm 1 and 300° rotation for arm 2.
- > Protection: 3-layer system.
- > RAL 1028 yellow polyurethane finish.
- > Maximum hoisting speed = 16m/min.

Options

- > Hoist power supply cable + lockable main switch.
- > Standpipe.
- > Hot dip galvanizing (contact us).
- > Rotation stops to weld onto the assembly.
- > Single- or multi-position rotation lock (arm 1 only).
- > Electric or manual hoist.
- > Outdoor use.



Templier TCC Eco

Loads from 125 to 250 kg.
Span from 2 to 5 meters according load.
Height under upper lifting hook: 3 m.

Description

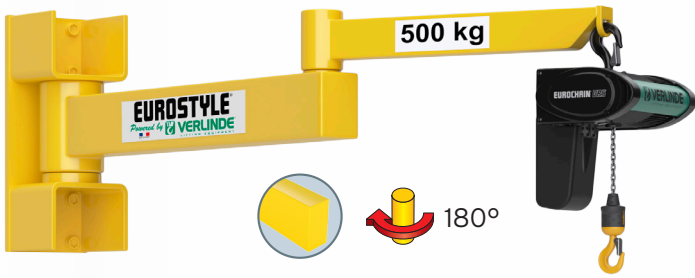
- > Articulated pillar jib crane for indoor use, 270° rotation for arm 1 and 300° rotation for arm 2.
- > This type of jib crane cannot be motorized.
- > Theoretical deflection under nominal load = approximately 1/250th of the span + height, without exceeding 1/100th of the span in itself.
- > Protection: 3-layer system, RAL 1028 yellow polyurethane finish.
- > Maximum hoisting speed = 16m/min.

Options

- > Hoist power supply cable.
- > Lockable main switch.
- > Hot dip galvanizing (contact us).
- > Butées de rotation à souder au montage.
- > Rotation stops to weld onto the assembly, or adjustable, on 1 arm.
- > Outdoor use.
- > Electric or manual hoist.

Jib crane mounted on bracket.

This crane serves an almost circular working area with a radius of 5 meters (secured to a wall or mast post).



Description

- > Articulated wall jib crane for indoor use, 180° rotation for arm 1 and 300° rotation for arm 2.
- > Protection: 3-layer system.
- > RAL 1028 yellow polyurethane finish.
- > Maximum hoisting speed = 16m/min.

Templier TA Premium

Loads from 500 to 1,000 kg.
Span from 2 to 5 meters according load.

Options

- > Hoist power supply cable + lockable main switch.
- > Standpipe.
- > Hot dip galvanizing (contact us).
- > Rotation stops to weld onto the assembly.
- > Single- or multi-position rotation lock (arm 1 only).
- > Electric or manual hoist.
- > Outdoor use.



Description

- > Articulated wall jib crane for indoor use, 180° rotation for arm 1 and 300° rotation for arm 2.
- > Attached with M24, 10.9 grade bolts (not provided).
- > Protection: 3-layer system.
- > RAL 1028 yellow polyurethane finish.
- > Maximum hoisting speed = 16m/min.

Templier TCA Eco


Loads from 125 to 250 kg.
Span from 2 to 5 meters according load.

Options

- > Hoist power supply cable + lockable main switch.
- > Standpipe.
- > Rotation slowing device (adaptable without welding or mechanical intervention).
- > Option of a slowing device on each arm.
- > Hot dip galvanizing (contact us).
- > Rotation stops to weld onto the assembly.
- > Single- or multi-position rotation lock (arm 1 only).
- > Electric or manual hoist.
- > Outdoor use.

Jib crane mounted on roof.

This crane can serve an almost circular working area with a radius of 5 meters (secured to a ceiling or members of the structural frame of the building).



Description

- > Articulated wall jib crane for indoor use, 360° rotation for arm 1 and 300° rotation for arm 2.
- > Protection: 3-layer system.
- > RAL 1028 yellow polyurethane finish.
- > Maximum hoisting speed = 16m/min.

Templier TSR Premium

Loads from 500 to 1,000 kg.
Span from 2 to 5 meters according load.

Options

- > Hoist power supply cable + lockable main switch.
- > Standpipe.
- > Hot dip galvanizing (contact us).
- > Rotation stops to weld onto the assembly.
- > Single- or multi-position rotation lock (arm 1 only).
- > Electric or manual hoist.
- > Outdoor use.



VERLINDE is:

- The leading French manufacturer and exporter of lifting and handling equipment.
- A comprehensive range of 30 groups of lifting equipment from 60 to 250,000 kg.
- ISO 9001 Quality control certified and ISO 14001 Environmental Management Systems.

In France:

A sales network and after sales service points, EUROPONT travelling crane construction plants and a distributor network.

Abroad:

A customer service in more than 92 countries.

References

Metallurgy, Mechanics, Nuclear

ArcelorMittal, Unimetal, Stein, NFM, Framatome, Alstom

Chemicals, Petrochemicals industry

Sanofi Aventis, Total, Du Pont De Nemours

Aeronautical industry

Aérospatiale, Airbus, Snecma, Eurocopter, Air France, Aéroport de Paris, Dassault Aviation



Agri-food industry

Nestlé, Danone, Bel, Palamatic, Tetrapak, Lactalis

Automobile industry

Renault, Peugeot, Citroën, Scania, Ford, RVI, Volkswagen, Michelin, Massey Ferguson, Manitou, Toyota Industrial Equipment

Other sectors

EDF, SNCF, RATP, Spie, Degremont, Eiffage, Polysius, Baudin Chateauneuf



NEXT LEVEL
PARTNERSHIP

2, boulevard de l'Industrie | B.P. 20059 | 28509 Vernouillet cedex | France
Phone : (33) 02 37 38 95 95 | Fax : (33) 02 37 38 95 99 | Internet : www.verlinde.com

